

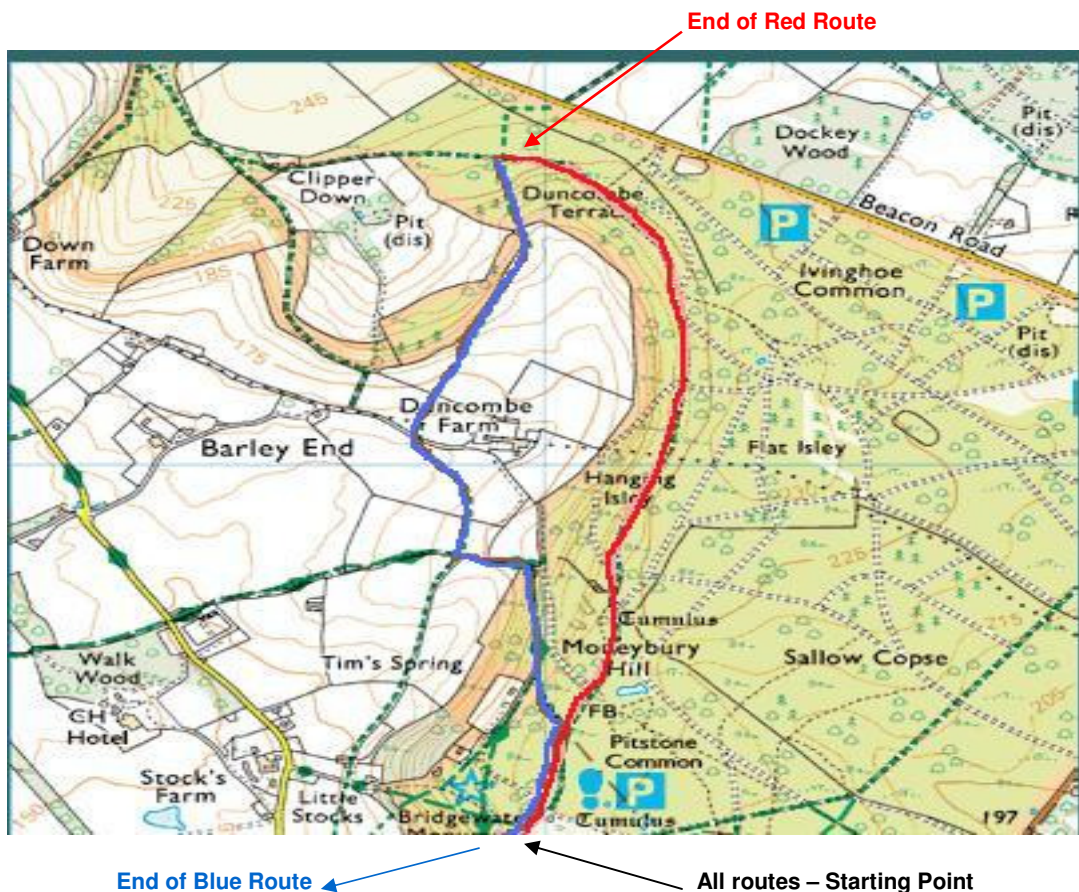


Meet the team & walk in Ashridge - 3rd July 2010

We're delighted you're joining the Walk the Dog team on our walk in Ashridge. Below are details of the two walking routes you can choose to from;



Red Route – this is suitable for puppies, elderly or infirm dogs, pushchairs and wheelchair users. This is mainly flat terrain and is approximately 1 mile. You will need to turn around and walk back the same way when you reach the crossroads.

The Blue Route – this is suitable for fit and healthy adult dogs. This route is a little more challenging with varying terrains and involves walking through woodland and fields. This route takes you around in a loop, back to the start. Note: walkers must follow the Red Route in order to complete the Blue Route. See overleaf for route instructions.




WTD team members will lead you around the Red and Blue Routes to help avoid anyone getting lost! We'll also have a WTD team member on standby at The Monument, our information and meeting point. You can arrange to wait here for the rest of your walking party.

Red route instructions – this will be led by WTD team member Roxanne Ghajar

1. Start at the Monument
2. Take the path to the right
3. Then cross over the bridge
4. You will see a mound on the left, continue straight on
5. On your left is the Victorian Shooting Lodge to your left, continue straight on
6. You will pass a bench to the right as you continue forward
7.  **Point of Interest** – flat seat to your left with view over fields towards the village of Aldbury.
8. Path gently starts to slope upwards
9.  **Crossroads - End of Red Route.** At this point you will need to turn around to get back to the start

Blue Route instructions - this will be led by WTD team member Louise Brooks

1. Follow the Red route instructions as above
 2. At the crossroads, turn left down the path into the woodland
 3. Follow the path to metal gate
 4. Go through metal gate and walk to the right of the field
-  **In areas with livestock please put your dogs on a lead**
5. You will see 'Duncombe Farm' to your left, continue on
 6. Go through the metal gate, follow the grassy path up the field signposted for 'Aldbury'
 7. Stay on this path leading through the hedge
 8. You will see a steel and wooden gate in front of you. Turn left here, follow the path into the woodland
 9. The path will start to lead you up the hill
 10. You will come to two paths. Take the left hand path leading up the hill which has a sign saying 'No horses'
 11. There will be a damaged tall tree on your right – you're nearly finished!
 12. Continue straight on until you come back to the path
 13. Turn right at the path and continue along the path until you reach the monument – **End of Blue Route**

Congratulations you have completed the walk!

Useful information

- There are no dog waste bins on the Ashridge Estate. The National Trust asks dog owners to kick any poop into the undergrowth and cover it over. Otherwise, they request dog owners to pick up any waste and take it home.
- Dogs are allowed off the lead if they are kept under close control. There's a lot of wildlife on the Estate including deer. So, if your dog isn't great with recall or likes to chase animals, it's best to keep him on the lead.
- When walking through areas where farm animals are grazing, please keep dogs on a lead.
- Please close gates behind you and take your rubbish home.
- Parking is free. Toilets are located at the Visitors Centre, close to The Monument.
- If you're feeling thirsty or hungry, WTD recommends the Valiant Trooper Pub, 29 Trooper Road, Aldbury, Herts HP23 5RW. (T) 01442 851 203. The pub is dog friendly and close to the walking route.

Useful phone numbers

Note: Mobile reception is poor in Ashridge! If you get lost or need assistance please contact a member of the WTD team.

Hanne Grice	(m) 07976 743031
Justin Grice	(m) 07957 335163
Louise Brooks	(m) 07546 405282
Roxanne Ghajar	(m) 07732 056363
Emma Hughes	(m) 07760 121191